

6 COOL-GIRL HAIRSTYLES WE'LL BE STEALING FROM INSTAGRAM THIS SUMMER

#NoFilter



By Lauren Valenti May 29, 2016

3k



Whenever we're feeling uninspired in the hair realm, it's time to give our thumbs a workout and scroll through the endless source of inspo that is Instagram. Because summer is practically upon us, here are the fresh styles that will get you through every last BBQ, music festival, al fresco dinner date, and so on.

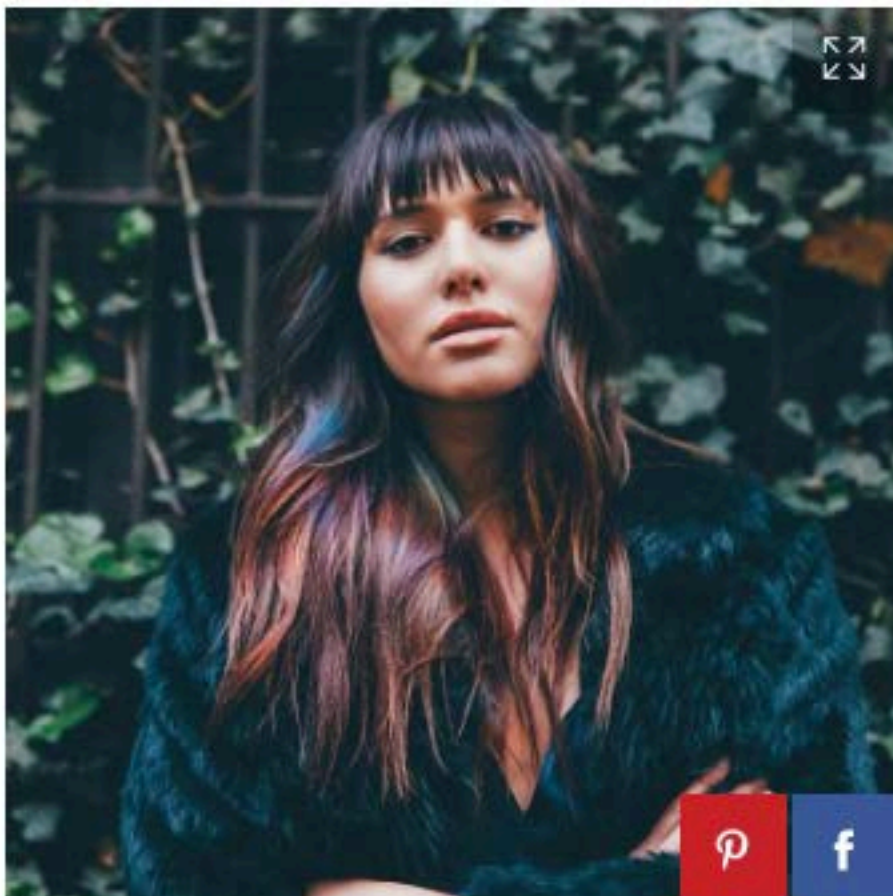


1

The Curly-Girl Pile-On

A look we spotted on one of our favorite **Curly Girls to Follow on Instagram**, **Miss Britt** piled on her signature honey-hued ringlets on top of her head in humidity-friendly fashion. The style is also a nighttime technique called "**pineappling**," which keeps curls in tact while you sleep.

@BWATUWANT



2

Rainbow Waves

Blogger Natalie Suarez transformed her brunette strands with a rock 'n' roll-inspired, rainbow strobing dye job by Matrix. A head-turning way to add dimension to cool-girl waves, you can also take a more temporary route by using different hair chalks.

Try: Simply Beautiful Hair Chalks (24 Colors), \$19.99; [amazon.com](https://www.amazon.com).



3

Devil Knots

Kardashian confidante/celebrity hairstylist Jen Atkin created this half-bun alternative describing these "devil buns" as part fun, part boho. Secure the teeny-tiny knots in place with bobby pins and voilà!


@JENATKINHAIR



4

The Pancaked Braid Tuck


Hairstylist Riawna Capri sneakily worked a statement braid into Emma Robert's strawberry strands for Coachella by taking a chunk of hair, braiding it from the mids-to-ends only, then pancaking it so that it lays flat. Worn tucked behind the ear, it's the perfect way to ensure the plait stays in place—and it just looks cool.



5

Braid Rings

As far as hair accessories go, it just doesn't get cooler than heavy metal rings that you clip into braids. For proof: Look no further than this look that Mane Addicts hairstylist Justine Marjan created for **WeWoreWhat** blogger **Danielle Bernstein**. Whether it's two or three, or fifty, you're going to look badass.



6

Hair Tatto

Elevate your slicked-back styles with metallic geometric designs you just have to peel off and stick on stick 'em on. We love the one-sided approach on this side-parted 'do, which was also created by Marjan.